



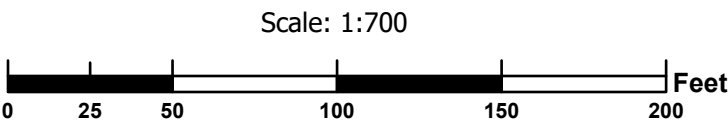


Legend

-  On-Campus
-  On-Campus
-  Public

TEXAS A&M
UNIVERSITY®
TAMU Health Science Center
McAllen, TX
2022 Clery Geography



This product is for informational purposes only and has not been prepared for and is not suitable for legal, engineering, or surveying purposes. It does not represent an on-the-ground survey and represents only the approximate relative location of the shown features.

Date Last Verified: February 28, 2022



Facilities
Analytics & Mapping
DIVISION OF OPERATIONS